

**SANT NISCHAL SINGH PUBLIC SCHOOL,
YAMUNA NAGAR**



HOLIDAYS ASSIGNMENT

SESSION (2024-25)

CLASS: VII

Dear Students

We all eagerly wait for holidays. We all make plans to enjoy, to relax and to empower ourselves during these gala days. This summer vacation the Holidays Homework, so designed by the mentors of the school is a medium for you all to achieve the motto of 'Fun and Learn'.

The activities and Art integrated assignments will foster curiosity, develop creativity, enhance knowledge and instill the joy of learning among you all. This will certainly help you discover a new you who is more enriched and confident and performs every action to perfection.



TIPS FOR SUMMER BREAK

- ❖ *“A healthy mind resides in a healthy body” - pay attention to your health, go for morning and evening walks, avoid consumption of junk food, eat healthy and stay healthy.*
- ❖ *Open your mind for reading newspapers, novels, blogs and stories that will help you in increasing your vocabulary.*
- ❖ *Watch Discovery Channel , History Channel, National Geographic Channel and BBC Earth for knowledgeable programs.*
- ❖ *Indulge yourself into activities like cooking, singing, dancing aerobics, cycling , trekking, swimming, art and craft and gardening.*
- ❖ *Appreciate nature and go for Nature Walk, Plant a sapling, water the plants . Spread the message of nature conservation.*
- ❖ *Remember to have a wide mouth container filled with water outside your house for the birds to get respite from the scorching heat.*



GENERAL INSTRUCTIONS THAT ARE TO BE FOLLOWED

- ❖ Revise the syllabus thoroughly covered till May.
- ❖ Use eco friendly material to prepare Models or Projects .
- ❖ Make the Project/ Models independently. Ask Parents for guidance and assistance only.
- ❖ Maintain the quality of work done.
- ❖ Write about your Project in a Project File(word limit -200 to 300 words)
- ❖ Minimize the use of gadgets.
- ❖ Develop a skill or hobby. Click photographs, record videos and note your achievements in your Portfolio File.

ENGLISH

- **Roll no 1 to 10** Make a collage of Women authors of 19th century. Why women authors used to write with a 'PEN NAME'? Find out one such author and write about her.
- **Roll no 11 to 20** Make an illustrated chart of animals captured and kept illegally. Also write few lines on the law applicable to catch, buy, or sell animals.
- **Roll no 21 to 30** Prepare a chart on Determiners (Articles and Distributives)
- **Roll no 31 onwards** - (Quantifiers, Numerals and Interrogatives)

Read the prescribed novel " The Prisoner of Zenda " and write the summary.

Perform an aasana daily and make a poster on International Yoga Day.

HINDI

1. दिये गए विषयों पर चित्र सहित 5 से 10 पेज की फाईल बनाए।

- **रोल नंबर 1-10** परिवार के साथ बिताई गई छुट्टियों का अनुभव
- **रोल नंबर 11 से 20** पर्वतीय क्षेत्रों का वर्णन
- **रोल नंबर 21 से 30** प्रकृति हमारी मित्र
- **रोल नंबर 31 से 40** ग्रामीण क्षेत्रों का शुद्ध वातावरण।

2 बाल महाभारत पुस्तक का घर के बुजुर्गों के पास बैठकर वाचन करें ।

MATHEMATICS

- **Roll no. 1-10** - Make flash cards on the topic "Types of fractions " .
- **Roll no. 11-20** - Prepare a model of Integers board using number line .
- **Roll no. 21-30** - Make a 3 D project on different types of triangles on the basis of sides and angles.
- **Roll no. 31-40** - Prepare an outline map of your house showing divisions of different rooms. Measure length and breadth of each section in metres and find its perimeter and area in decimals.

SCIENCE

- **Roll no- 1-5** Collect weather data for a week in your city, to find out different weather conditions during a week. Collect information from newspaper or internet
- **Roll no-6-10** Make an animal album with information on the kind of food the animal eats, how it catches/procures its food and how the food gets digested.
- **Roll No- 11-15** Make a model of Newton's disc
- **Roll no- 16-20** Make a model showing Applications of effects of current (magnetic/heating)
- **Roll no - 21-25** Make a model of an electric quiz
- **Roll no-26-30** Make a model of solar cooker (application of solar energy)
- **Roll no- 31-35** Make a model of water alarm
- **Roll no- 36-40** Make a model of vacuum cleaner

SOCIAL SCIENCE

- **Roll no - 1-10** Prepare map of India along with all the states and capital and mention the ruling party in each state.

Or

On a chart paper draw colourful diagrams of the tools and weapons of early man.

- **Roll no 11 to 20** Create slogans for the conservation of environment that will be useful to the community. Minimum 3 slogans on 3 pages. (on coloured sheets)

Or

Make a colourful poster with slogans about how to deal with an earthquake or Tsunami.

- **Roll no 21- 30** On the map of India mark the extent of Alauddin's and Muhammad bin Tughlaq's Empire.

Or

Choose any five monuments of India find out which rocks and minerals are used in them and write few lines on them in Scrapbook.

- **Roll no -30-40** Study about the instruments used to measure temperature, air pressure, relative humidity, wind direction, amount of rainfall. Make a presentation and describe how they work. Format the presentation as per your choice.

Or

If an earthquake occur while you are in school, what will you do to save yourself and your friend. Make a plan and right how to save yourself from the disaster in scrapbook.

COMPUTER SCIENCE

What is AI? Write 5 advantages and 5 contribution in National Development & building programme . Paste their pictures also.(Reference Pgno-113,114 of book)

PUNJABI

ਅੱਜ ਕੱਲ ਦੀਆਂ ਸਮਾਜਿਕ ਬੁਰਾਈਆਂ ਕਿਹੜੀਆਂ ਹਨ ਅਤੇ ਉਹਨਾਂ ਨੂੰ ਦੂਰ ਕਰਨ ਦੇ ਉਪਾਅ ਦੇ ਵਿਸ਼ੇ ਉਪਰ 8-10 ਪੇਜ਼ਾ ਦੀ ਚਿੱਤਰ ਸਹਿਤ ਇੱਕ ਫਾਈਲ ਤਿਆਰ ਕਰੋ।

ART AND CRAFT

Prepare a folk-art painting (Madhubani) on A3 sheet.

ENGLISH LANGUAGE LAB

Do listening and reading skills of Is-2 through Burlington app.



Compulsory for all

EK BHARAT SHRESHTHA BHARAT PROJECT

CLASS VII (2024-25)

Dear student

To encourage national integration EBSB Program has been launched by CBSE. It focuses on unity in diversity i.e. linguistic, literacy, festivals, sports, bio-diversity, tourism and cultural exchange. This will lead to enhanced understanding and bonding between the States thereby strengthening the unity and integrity of India. The pairing State of **Haryana** is **Manipur**.

Students will make and maintain state project file as per the following guidelines.

➤ Title Page/Introductory Page

**SANT NISCHAL SINGH PUBLIC SCHOOL, YAMUNANAGAR
SESSION-2024-25**

**EK BHARAT SHRESHTHA BHARAT
PROJECT/FILE**

Name of Project _____

Name of student _____

Class & Section: _____

Roll No: _____

Class Incharge: Mr/Ms _____

Signature of class Incharge _____

First Page

Map of India Highlighting “MANIPUR” and “HARYANA”.

Use innovative ideas to draw, paint or create map of India with any eco-friendly material, keeping in mind sustainable development.

Second Page:

Knowing my Pairing state “Manipur”

Worksheet (write and learn)

| Name of State | Manipur |
|--|---------|
| Governor | |
| Chief Minister | |
| Area | |
| Capital | |
| Fruit | |
| Flower | |
| Bird | |
| Dance | |
| Name of State Emblem | |
| Traditional Attire | |
| Popular Sports | |
| River | |
| Famous Lake | |
| Dance | |
| Endemic Plant/Symbol of natural richness and Bio diversity | |

Third Page onwards


- Scrap book on dances & festivals of Manipur (Drawing, painting sketching) , use innovative ideas, (by using waste products)
- Make a pen stand using bamboo.

DAYS TO REMEMBER.....

WORLD ANTI TOBACCO DAY 31 MAY




NATIONAL READING DAY 19 JUNE



WORLD ENVIRONMENT DAY 5 JUNE



INTERNATIONAL YOGA DAY 21 JUNE



WORLD OCEAN DAY 8 JUNE




INTERNATIONAL DAY AGAINST DRUG ABUSE 26 JUNE



WORLD BLOOD DONATION DAY 14 JUNE



WORLD DOCTOR'S DAY 1 JULY



FATHER'S DAY 16 JUNE



INTERNATIONAL PLASTIC BAG FREE DAY 3 JULY



Happy
Holidays